

INDOOR CLASSIC BOARDS

toll free 800.321.8105 • www.pepsipop.com (password: impactpop) • fax 775.882.5210

Enjoy Graphic Flexibility at an Affordable Price



The classic indoor menu system can include up to 16 panels. Durable extruded aluminum frame with baked on powder coated finish.



The classic indoor menu system is now available in a magnetic version. See ordering companion on page 73.



CL-02NI Classic non-illuminated menu board with starlight silver frame.



CL-03 Classic illuminated menu board with canyon copper frame.

For more information on classic indoor boards, such as standard sizes and colors, please see the ordering companion starting on page 74

Custom Options to Fit Your Needs

toll free 800.321.8105 • www.pepsipop.com (password: impactpop) • fax 775.882.5210




CL-06NI Classic non-illuminated with starlight silver frame.




CL-05 Classic illuminated menu board with tahoe blue frame.

Frame/Inner Frame Options

- ① Classic Illuminated with Black Inner Frame
- ② Classic Illuminated with Clear Inner Frame
- ③ Non-Illuminated with Black Inner Frame



Frame/inner frame profile measures 5-1/2" deep.



Frame/inner frame profile measures 7" deep.



Profile measures 1 3/4" deep.

Now, your choice of fonts, colors and graphics on wordstrips! See page 42 for details.



Clear, injection molded inner frame.



CL-03 Classic illuminated menu board with starlight silver frame.

INDOOR CLASSIC ORDERING COMPANION

toll free 800.321.8105 • www.pepsipop.com (password: impactpop) • fax 775.882.5210

We offer two types of classic indoor boards:

1. Illuminated
2. Non-illuminated

Mounting

Choose wall mount or ceiling mount.

Key Features:


- Choose from one to sixteen panels.
- Durable aluminum frame.
- Allows for unlimited design options with nine baked-on powder coated finishes and 11 word strip color options.
- Easy to change graphics and wordstrips.
- Non-illuminated version offers a space-saving sleek, low profile depth.
- Choose from an extensive library of stock images.
- Cleans easily.
- Your choice of illuminated or non-illuminated.
- Optional price columns for changeable pricing.
- Up to eleven panels can be ceiling hung.
- Custom word strips available.

Price Includes:

- Graphic panels.
- Black inner frame.
- Dust cover.
- CSA/NRTL approved illuminated system.
- Stock food & beverage images.
- Single or double wide panels.
- Aluminum frame with durable, baked-on powder coat finish.
- Word strips.
- One numeral kit with each panel.
- Wall or ceiling hanging options.
- Board design, menu design and printing.

Graphic strips now available!

Now, your choice of graphics, fonts and colors available on wordstrips.



Nine frame finish options




Pictured to the left is the classic indoor menu board CL-01 featuring the word strip color selections.

Word Strip Color Options



Colors may vary from printed materials.



A. Non-illuminated frame depth 1-3/4"
B. Illuminated frame depth 5-1/2"



Double-wide customized word strips 33-3/4" W are easy to change.

If you do not see the color you want, just call – many custom colors are available!

Custom Options to Fit Your Needs


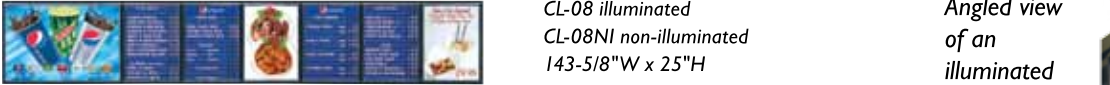
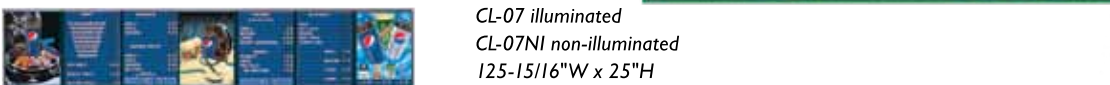
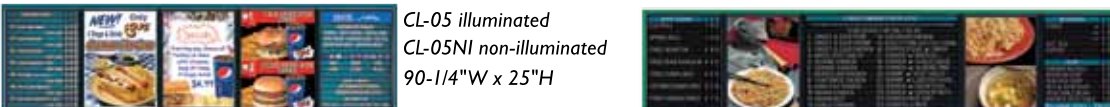
toll free 800.321.8105 • www.pepsipop.com (password: impactpop) • fax 775.882.5210

Classic Series Board Size Options

Code	Description	Panel Size	Code	Description	Panel Size
CL-01	Illuminated	19-1/2" W x 25" H	CL-07NI	Non-illuminated	125-15/16" W x 25" H
CL-01NI	Non-illuminated	19-1/2" W x 25" H	CL-08	Illuminated	143-5/8" W x 25" H
CL-02	Illuminated	37-1/4" W x 25" H	CL-08NI	Non-illuminated	143-5/8" W x 25" H
CL-02NI	Non-illuminated	37-1/4" W x 25" H	CL-09	Illuminated	161-5/16" W x 25" H
CL-03	Illuminated	55" W x 25" H	CL-09NI	Non-illuminated	161-5/16" W x 25" H
CL-03NI	Non-illuminated	55" W x 25" H	CL-10	Illuminated	182-9/16" W x 25" H
CL-04	Illuminated	72-11/16" W x 25" H	CL-10NI	Non-illuminated	182-9/16" W x 25" H
CL-04NI	Non-illuminated	72-11/16" W x 25" H	CL-11	Illuminated	196-3/4" W x 25" H
CL-05	Illuminated	90-1/4" W x 25" H	CL-12	Illuminated	214-1/2" W x 25" H
CL-05NI	Non-illuminated	90-1/4" W x 25" H	CL-13	Illuminated	232-1/4" W x 25" H
CL-06	Illuminated	108-1/16" W x 25" H	CL-14	Illuminated	249-15/16" W x 25" H
CL-06NI	Non-illuminated	108-1/16" W x 25" H	CL-15	Illuminated	267-5/8" W x 25" H
CL-07	Illuminated	125-15/16" W x 25" H	CL-16	Illuminated	285-3/8" W x 25" H

How to Order:

- 1 Determine from illuminated or non-illuminated.
- 2 Choose a frame color from the swatches listed on the previous page.
- 3 Select a color from the word strips on the previous page.
- 4 Determine content on each panel.
- 5 Using the size diagrams below and the code numbers from the chart on the left to determine the size of board you'll need. Make note of the board code number.



Angled view of an illuminated classic board.

