

Dimensional Magnetic Strip Menu Board – Worksheet



PHOTOCOPY THIS FORM AND FAX TO **775.882.5210**

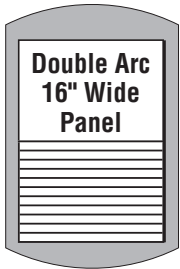
or download individual worksheets from www.pepsipop.com/forms

2600 Lockheed Way • Carson City, NV 89706 • TOLL FREE: 800.321.8105 • LOCAL 775.882.7834 • FAX 775.882.5210

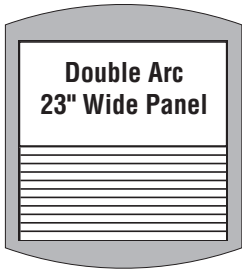
Purchase Order #: _____	PHONE: _____	FAX: _____	DATE: _____
BILL TO COMPANY: _____		SHIP TO COMPANY: _____	
Street Address: _____		Street Address: _____	
City/State/Zip: _____		City/State/Zip: _____	
Attention: _____		Attention: _____	

1 DIMENSIONAL BOARD – Check Shape/Size

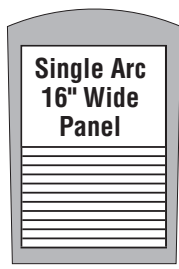
Qty. _____ x \$ _____	\$ _____
-----------------------	----------




DM001-16
19"W x 29"H




DM002-23
26"W x 29"H




DM003-16
19"W x 28" H




DM004-23
26"W x 28"H




DM005-16
19"W x 27-7/16"H



DM006-23
27"W x 27-7/16"H



DM007-16
19"W x 28"H



DM008-23
26"W x 28"H

OPTIONAL CHANGEABLE PRICING

Check One Below:

One Magnetic Numeral Kit included per board with changeable pricing.

MEPC1 = 1 column of changeable pricing

Board Qty. _____ x \$ _____	\$ _____
-----------------------------	----------

MEPC2 = 2 columns of changeable pricing

Board Qty. _____ x \$ _____	\$ _____
-----------------------------	----------

MEPC3 = 3 columns of changeable pricing

Board Qty. _____ x \$ _____	\$ _____
-----------------------------	----------

2 Background Image: **D** **M** Reference page **35**. Review your image in a board @ www.pepsipop.com/dmb

OPTIONAL TOPPER

Topper adds approximately 1/2" height to board.

3 Topper – Check the Topper to match your board.

Qty. _____ x \$ _____	\$ _____
-----------------------	----------



MT001
DM001-16L
12" W x 3" H



MT002
DM002-23L
16" W x 3" H



MT003
DM003-16L
12" W x 3" H



MT004
DM004-23L
16" W x 3" H



MT005
DM005-16L
12" W x 3" H



MT006
DM006-23L
16" W x 3" H



MT007
DM007-16L
12" W x 3" H



MT008
DM008-23L
16" W x 3" H

4 Topper Background Image: **D** **M**

OR Solid Color, Check Combination Below:

TOPPER COLOR OPTIONS:

<input type="checkbox"/> Black with White Text	<input type="checkbox"/> Black with Yellow Text
<input type="checkbox"/> White with Black Text	<input type="checkbox"/> Yellow with Black Text
<input type="checkbox"/> Red with White Text	<input type="checkbox"/> Brown with White Text
<input type="checkbox"/> Blue with White Text	<input type="checkbox"/> Green with White Text

5 Topper Copy: _____

Check Font Style Below:

FONT STYLES

<input type="checkbox"/> Helvetica	<input type="checkbox"/> CHALK
<input type="checkbox"/> Souvenir	<input type="checkbox"/> Khaki
<input type="checkbox"/> Times	<input type="checkbox"/> Marker